

NOTE: TREE PLANTED IN SAMPLE ROAD
RIGHT-OF-WAY WILL REQUIRE A SEPARATE
FDOT LANDSCAPE PERMIT

Michael D
Grosswirth
h

Digitally signed by
Michael D Grosswirth
DN: c=US, o=THOMAS
ENGINEERING GROUP LLC,
ou=A01410C000001720E
31831F0000EFAC,
cn=Michael D Grosswirth
Date: 2022.08.22 09:06:56
-04'00'

B.C.H.C.E.D. REF. NO. 200617002

THOMAS
ENGINEERING GROUP

CIVIL ENGINEERS - PROJECT MANAGERS - LAND PLANNING - LANDSCAPE ARCHITECTS

6300 NW 31ST AVENUE
FORT LAUDERDALE, FL 33309
PH: (854) 202-7000
FX: (854) 202-7070
www.ThomasEngineeringGroup.com

4850 W. KENNEDY BLVD.
SUITE 200
JUPITER, FL 33458
PH: (561) 203-7503
P: 561-203-7100

REVISIONS			
REV.	DATE	COMMENT	BY

811 KNOW WHAT'S BELOW
ALWAYS CALL 811
BEFORE YOU DIG

It's fast. It's free. It's the law.

www.callsunshine.com

BUILDING PERMIT

PROJECT No.:	F190044
DRAWN BY:	JV
CHECKED BY:	MDG
DATE:	05-23-19
CAD I.D.:	F190044 - IRRIGATION

PLAN/SECTION/DETAIL & RACE/TRAFFIC

FESTIVAL
MARKETPLACE
POMPAÑO BEACH, FL

FOR

URBN DESIGN
696 NE 125TH STREET
NORTH MIAMI, FL 33415

THOMAS
ENGINEERING GROUP


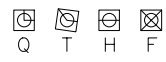

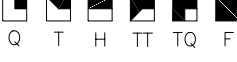
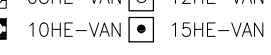



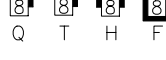
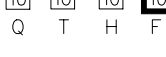
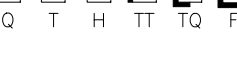
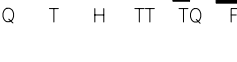













6300 NW 31ST AVENUE
FORT LAUDERDALE, FL 33309
PH: (854) 202-7000
FX: (854) 202-7070
www.ThomasEngineeringGroup.com

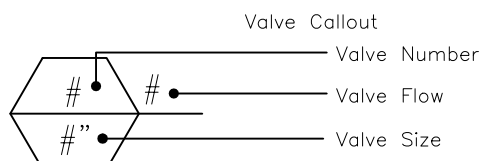
MICHAEL D. GROSSWIRTH
REGISTERED LANDSCAPE ARCHITECT
August 22, 2022
FLORIDA BUSINESS REGISTRATION NO. 27528

IRRIGATION
SCHEMATIC

SHEET NUMBER:
L-3.0

IRRIGATION SCHEDULE

SYMBOL	MANUFACTURER/MODEL/DESCRIPTION	QTY	PSI		
	Rain Bird 1806-U-PRS 15 Strip Series Turf Spray 6.0" Pop-Up Sprinkler with Co-Molded Wiper Seal. Side and Bottom Inlet. 1/2" NPT Female Threaded Inlet. Pressure Regulating.	11	30		
	Rain Bird 1806-U-PRS U8 Series Turf Spray 6.0" Pop-Up Sprinkler with Co-Molded Wiper Seal. Side and Bottom Inlet. 1/2" NPT Female Threaded Inlet. Pressure Regulating.	5	30		
	Rain Bird 1806-U-PRS U12 Series Turf Spray 6.0" Pop-Up Sprinkler with Co-Molded Wiper Seal. Side and Bottom Inlet. 1/2" NPT Female Threaded Inlet. Pressure Regulating.	58	30		
	Rain Bird 1806-U-PRS U15 Series Turf Spray 6.0" Pop-Up Sprinkler with Co-Molded Wiper Seal. Side and Bottom Inlet. 1/2" NPT Female Threaded Inlet. Pressure Regulating.	59	30		
	Rain Bird 1806-U-PRS HE-VAN Series Turf Spray 6.0" Pop-Up Sprinkler with Co-Molded Wiper Seal. Side and Bottom Inlet. 1/2" NPT Female Threaded Inlet. Pressure Regulating.	1	30		
	Rain Bird 1806-U-PRS 15 Strip Series Turf Spray 6.0" Pop-Up Sprinkler with Co-Molded Wiper Seal. Side and Bottom Inlet. 1/2" NPT Female Threaded Inlet. Pressure Regulating.	2	30		
	Rain Bird 1806-U-PRS 15 Strip Series Turf Spray 6.0" Pop-Up Sprinkler with Co-Molded Wiper Seal. Side and Bottom Inlet. 1/2" NPT Female Threaded Inlet. Pressure Regulating.	59	30		
	Rain Bird 1812-PRS-U 15 Strip Series Shrub Spray, 12.0" Pop-Up Sprinkler with Co-Molded Wiper Seal. Side and Bottom Inlet. 1/2" NPT Female Threaded Inlet. With Pressure Regulating Device.	6	30		
	Rain Bird 1812-PRS-U 8 Series Shrub Spray, 12.0" Pop-Up Sprinkler with Co-Molded Wiper Seal. Side and Bottom Inlet. 1/2" NPT Female Threaded Inlet. With Pressure Regulating Device.	9	30		
	Rain Bird 1812-PRS-U 10 Series Shrub Spray, 12.0" Pop-Up Sprinkler with Co-Molded Wiper Seal. Side and Bottom Inlet. 1/2" NPT Female Threaded Inlet. With Pressure Regulating Device.	3	30		
	Rain Bird 1812-PRS-U 12 Series Shrub Spray, 12.0" Pop-Up Sprinkler with Co-Molded Wiper Seal. Side and Bottom Inlet. 1/2" NPT Female Threaded Inlet. With Pressure Regulating Device.	3	30		
	Rain Bird 1812-PRS-U 15 Series Shrub Spray, 12.0" Pop-Up Sprinkler with Co-Molded Wiper Seal. Side and Bottom Inlet. 1/2" NPT Female Threaded Inlet. With Pressure Regulating Device.	17	30		
	Rain Bird 1804-1400 Flood Flood Bubbler 4" popup	119	40		
SYMBOL	MANUFACTURER/MODEL/DESCRIPTION	QTY	PSI	GPM	RADIUS
	Rain Bird 3500-S Shrub Rotor,adjustable and full circle	4	25	0.54	15'
	Rain Bird 3500-S Shrub Rotor,adjustable and full circle	20	25	0.77	20'
	Rain Bird 3500-S Shrub Rotor,adjustable and full circle	2	25	1.06	23'
	Rain Bird 3500-S Shrub Rotor,adjustable and full circle	7	25	1.4	27'
	Rain Bird 3500-S Shrub Rotor,adjustable and full circle	26	25	2.17	29'
	Rain Bird 3500-S Shrub Rotor,adjustable and full circle	8	25	2.97	31'
	Rain Bird PN-PP Plastic Nozzle with Plug Performance.	8	65	10.7	58'
SYMBOL	MANUFACTURER/MODEL/DESCRIPTION	QTY			
	Rain Bird 300-BPES Angle 3" Brass Electric Remote Control Valve, with Angle Configuration. 20 With a Patented Nylon Scrubber that Scrapes a Stainless Steel Screen to Prevent Debris Build-Up and Clogging.	20			
	Buckner-Superior AV 3/4", 1", 1-1/4", 1-1/2", and 2" Red Brass Angle Shut Off Valves with Cross Handle.	6			
	Rain Bird ESP12LXMEF-LXMMSS with (02) ESPLXMSM12 36 Station Commercial Controller. Stainless Steel Metal Cabinet. Flow Sensing	1			
	Rain Bird RSD-BEX Rain Sensor, with bracket, extension wire	1			
	10hp Centrifugal Pump, 165 TDH, 65 psi 6" Cased Well	1			
	Irrigation Lateral Line: PVC Class 160 SDR 26	9,079 I.f.			
	Irrigation Mainline: PVC Class 200 SDR 21	2,506 I.f.			



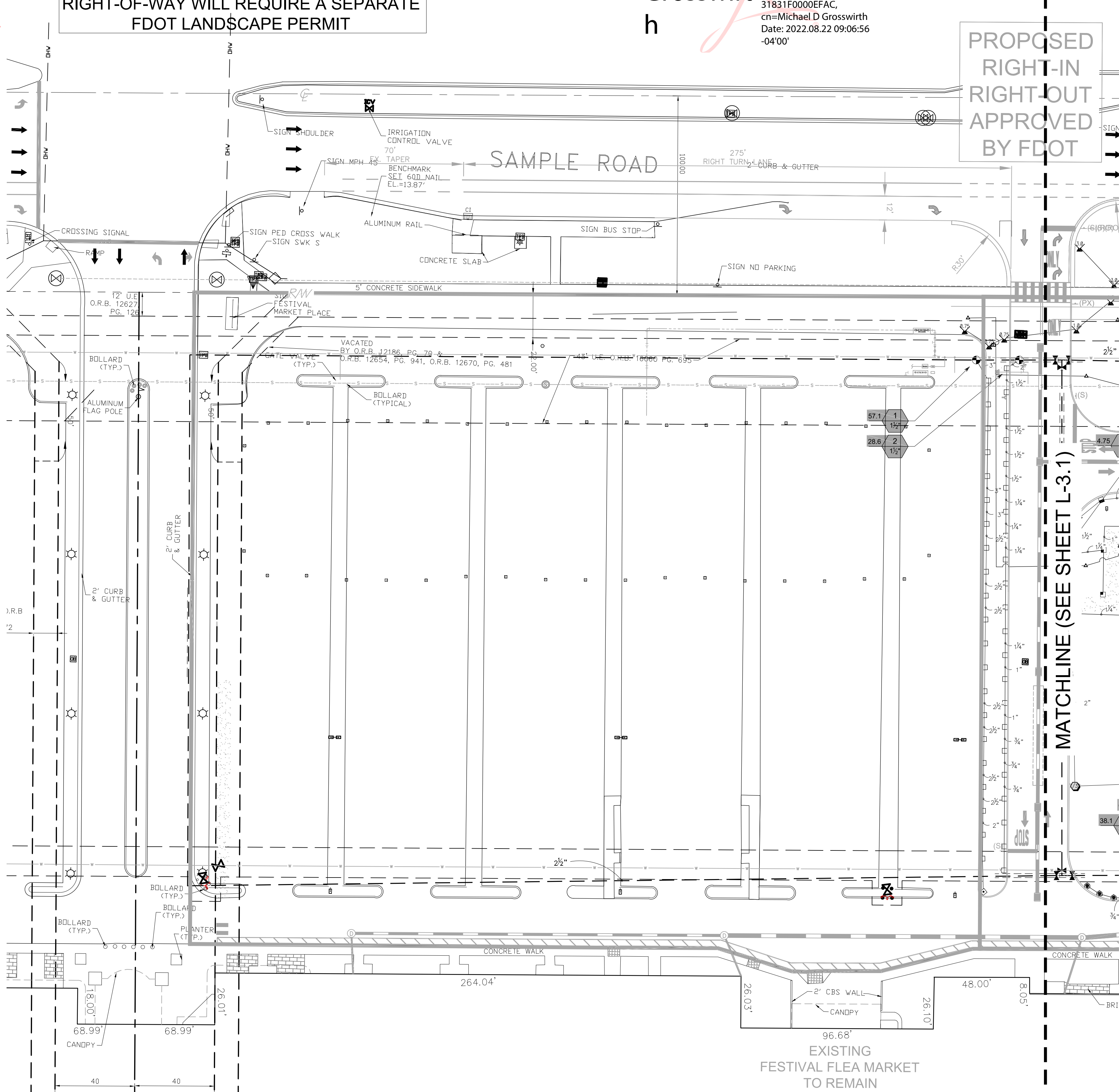
BROWARD COUNTY HIGHWAY CONSTRUCTION AND
ENGINEERING DIVISION

☐ PLAN CONSISTENT
WITH PLAT REQUIREMENTS

☐ PUBLIC RIGHT OF WAY APPROVAL
FOR PAVING, GRADING AND DRAINAGE

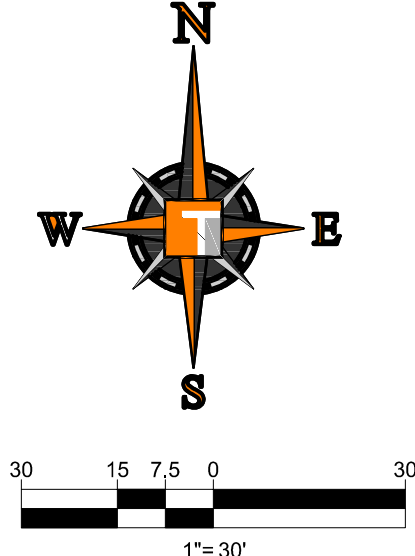
BY: _____ DATE: _____

DOES NOT INCLUDE APPROVAL
OF PAVEMENT MARKING & SIGNS



PROPOSED
RIGHT-IN
RIGHT-OUT
APPROVED
BY FDOT

MATCHLINE (SEE SHEET L-3.1)



EXISTING IRRIGATION MAINLINE TO BE
PRESERVED IN PLACE WHEREVER
POSSIBLE. CUT/CAP/REROUTE EXISTING
SYSTEM AS NECESSARY TO INSURE 100%
COVERAGE FOR REMAINDER OF SHOPPING
CENTER.

REFER TO SHEET L-3.2 FOR IRRIGATION NOTES AND
SHEET L-3.3 FOR IRRIGATION DETAILS.

NOTE: ALL PLANTING AND IRRIGATION WORK AND
MAINTENANCE, WITHIN THE SAMPLE ROAD AND NW 27TH
AVENUE RIGHTS-OF-WAY, SHALL BE THE RESPONSIBILITY
OF THE MATER DEVELOPER FOR THIS PROJECT

IT IS REQUIRED TO HAVE A
PRE-CONSTRUCTION MEETING WITH THE
URBAN FORESTRY STAFF PRIOR TO
COMMENCEMENT OF ANY LANDSCAPE
WORK OR SITE WORK AFFECTING EXISTING
TREES. CONTACT THE BOLLUM AT
954-545-7666 or mde@bollumcopp.com

DRC